



2294



Interscience Fire Laboratory

Building 63

Haslar Marine Technology Park

Haslar Road, Gosport

Hampshire PO12 2AG

United Kingdom

Tel. : +44 (0) 20 8692 5050

Fax.: +44 (0) 20 8692 5155

Email: firetesting@intersciencecomms.co.uk

Test Report No: ICL/H17/7653

EN 60332-1-2: 2004

**Tests on electric and optical fibre cables under fire conditions-
Part 1-2 Test for vertical flame propagation for single insulated wire or cable-
Procedure for 1kW pre-mixed flame.**

Sponsored By

Shenzhen Biadi Technology Co.,Ltd
No.8 Lanzhu East Road, Pingshan district
Shenzhen
China

Test Report No: ICL/H17/7653

EN 60332-1-2: 2004

**Tests on electric and optical fibre cables under fire conditions-
Part 1-2 Test for vertical flame propagation for single insulated wire or cable-
Procedure for 1kW pre-mixed flame.**

Sponsored By

Shenzhen Biadi Technology Co.,Ltd
No.8 Lanzhu East Road, Pingshan district
Shenzhen
China

1. Purpose Of Test

To determine the performance of a specimen of a cable when it is subjected to the conditions of test specified in EN 60332-1-2 Tests on electric and optical fibre cables under fire conditions- Part 1-2 Test for vertical flame propagation for single insulated wire or cable- Procedure for 1kW pre-mixed flame and assess the results against the performance requirements given in EN 13501-6 for classification Eca only.

2. Scope Of Test

EN 60332-1-2: 2004 details a method of test for the assessment of the flame propagation characteristics of a single wire or cable. The specimen is deemed to have met the performance requirements of the Standard, if after burning has ceased, the charred or affected portion does not reach within 50mm of the lower edge of the top clamp. In addition, a failure is recorded if charring extends down words to a point greater than 540mm from the lower edge of the top support.

3. Description Of Test Specimen

The description of the specimen given below has been prepared from information provided by the sponsor of the test. All values quoted are nominal, unless tolerances are given.

The product was a Coaxial cable referenced "Coaxial Cable CT100" having an overall diameter of 6.75mm and consisting of solid copper conductors, Foamed PE insulation, copper foil, wire braid, and black PVC sheath.

There was no marking on the outer sheath of the cable.

The sponsor of the test has supplied a Technical data sheet relating to the cable that was tested and this is given in Annex 1.

The sponsor of the test has stated that the cable is sample from a **DEVELOPMENT** run.

4 Conditioning Of Specimen

The specimen was received on 21st June 2017.

Prior to the test the specimen was conditioned at a temperature of $25 \pm 5^{\circ}\text{C}$ for a minimum period of 16 hours.

5 Date Of Test

The test was performed on 10th July 2017.

6 Test Procedure

The test was performed in accordance with the procedure specified in EN 60332-1-2 and this report should be read in conjunction with that Standard.

The burner was applied for 60 seconds.

7 Test Results

The test results relate only to the behaviour of the specimen of the cable under the particular conditions of test; they are not intended to be the sole criterion for assessing the potential fire hazard of the product in use.

The test results relate only to the specimen of the cable in the form in which they were tested. Small differences in the composition or thickness of the cable may significantly affect the performance during the test and may therefore invalidate the test results. Care should be taken to ensure that any cable which is supplied or used is fully represented by the specimen which were tested. Uncertainty measurement has not been taken into account when presenting the test results.

Distance between the lower edge of the top support and the onset of charring (mm): 350

Burning extends downwards from the lower edge of the top support (mm): 470

Burning extends downwards from the lower edge of the top support (mm): 120

8 Recommended performance requirement (Annex A : Informative)

The insulated conductor or cable shall pass the test if the distance between the lower edge of the top support and the onset of charring is greater than 50mm.

In addition, a failure shall be recorded if the burning extends downwards to a point greater than 540mm from the lower edge of the top support.

8a. Requirements given in EN 13501-6

The following requirements are given in clause 9.3 for Class Eca

Under conditions of surface flame attack, and with an exposure time in accordance with EN 60332-1-2:2004, Table 1, there shall be no flame spread (*H*) in excess of 425 mm before the test flame extinguishes.

9 Conclusion

The specimen of Coaxial Cable CT100 meets the performance requirement given in Annex A of EN 60332-1-2: 2004 and as the flame spread is <425mm it satisfies the requirements for Classification Eca.

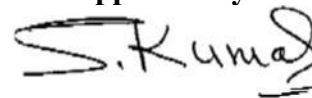
This document does not represent type approval or certification of the product.

Prepared by

A handwritten signature in black ink, appearing to read "C. B. Chong".

**C. B. Chong
Fire Scientist**


Approved by

A handwritten signature in black ink, appearing to read "S. Kumar".

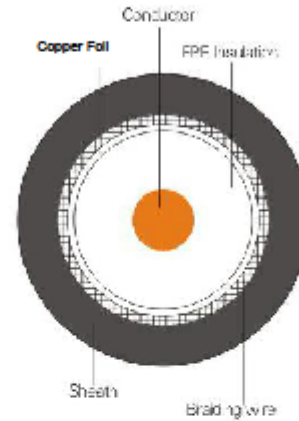
**S. Kumar
Technical Manager**

Date of Issue: 14th July 2017

Annex 1

Product Specification			Shenzhen Biadi Technology Co.,Ltd
PART NO.	Coaxial Cable CT100	ISSUE NO.	1
DATE OF ISSUE	8 th June 2017	PAGE	1 of 1

Construction		
Inner Conductor	Material	Copper
	Diameter, mm	Solid 1.02±0.02
Insulation	Material	Foam PE
	Diameter, mm	4.57±0.2
Outer Conductor	1 st shield	Copper Foil
	2 nd shield	80nets/0.12mm Copper Wire Braid
Sheath	Material	PVC
	Diameter, mm	6.8±0.3
	Color	Black, or Customized
	Sheath Print	No printing Accept Customized
Packing	Packing length: 5m to 1000m	
	Packing by: Coil / Cardboard / Reel	
Electrical Properties		
Impedance, Ω	75±5	



Specifications on this sheet are subjected to change without prior notice
 Phone: 0086-755-89925302 Fax: 0086-755-89929806
<http://www.biadicable.com> sales01@biadicable.com